

Fülle die Wertetabellen für die folgenden Funktionen und zeichne die Graphen mittels der gewonnenen Wertepaare.

$$y=3x - 1$$

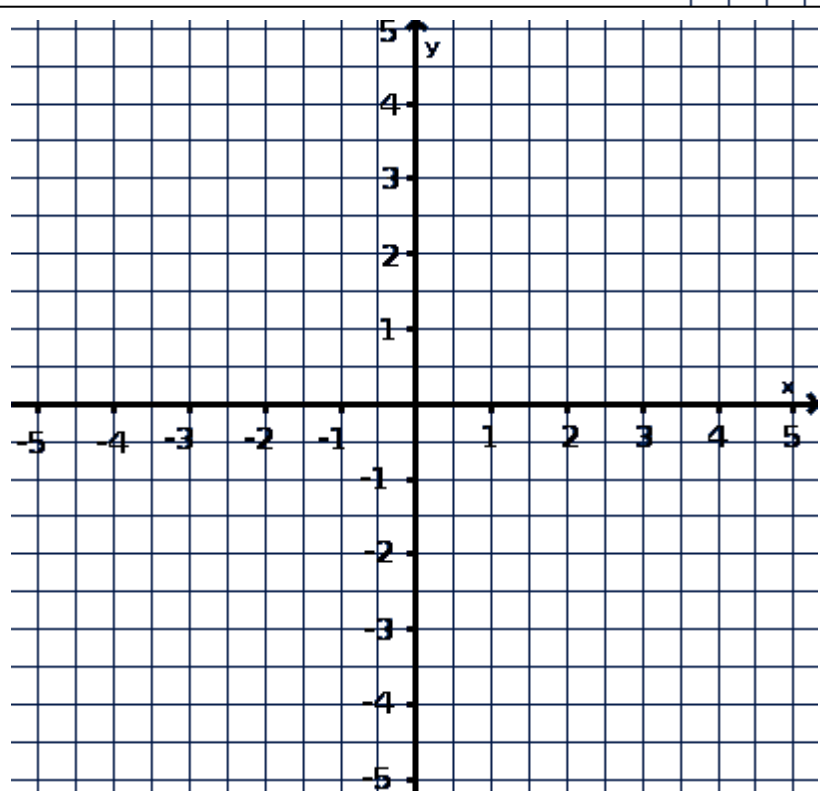
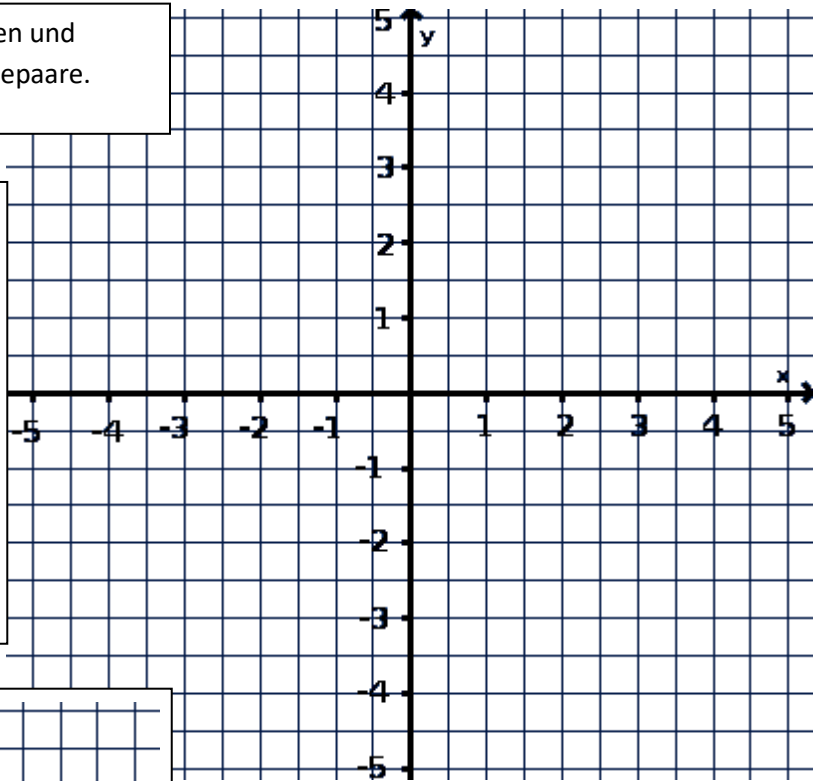
x	-1	0	1	2
---	----	---	---	---

y

$$y=-2x + 2$$

x	0	0,5	1	1,5	2
---	---	-----	---	-----	---

y



$$y=-0,5x - 1$$

x	-2	-1,5	-1,0	-0,5	0
---	----	------	------	------	---

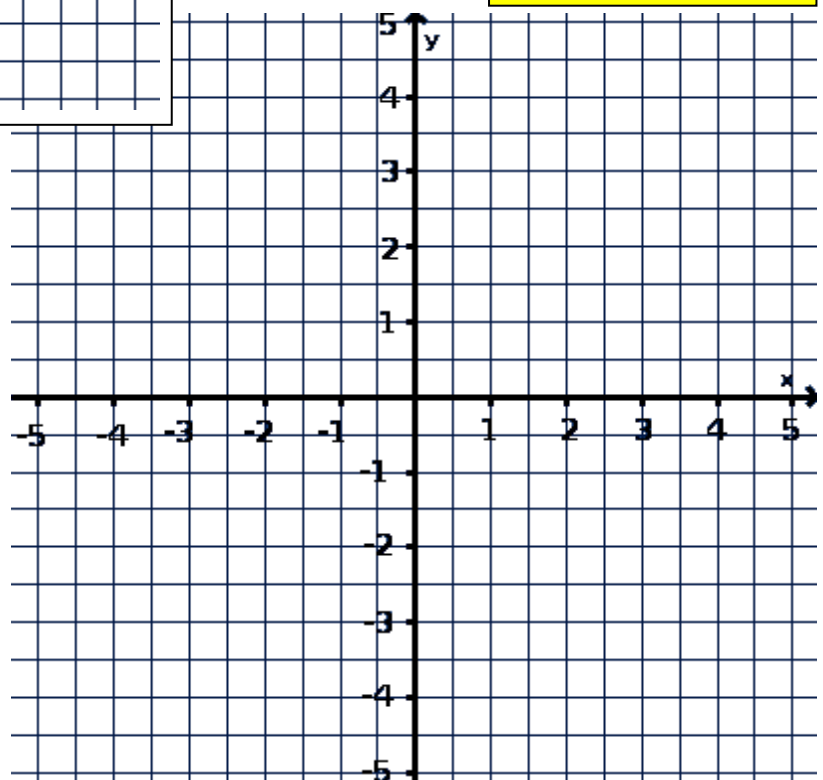
y

$$y=-1,5x + 1$$

x	-3	-1	1	3
---	----	----	---	---

y

[www.mathe-lernen.net](http://www.mathe-lernen.net)



$$y=2x - 3$$

x	-1	0	1	1,5
---	----	---	---	-----

y

$$y=-4x - 2$$

x	-1,5	-1	-0,5
---	------	----	------

y